



Connecticut Employment Report

Joint Economic Committee

Senator Mike Lee, Chairman

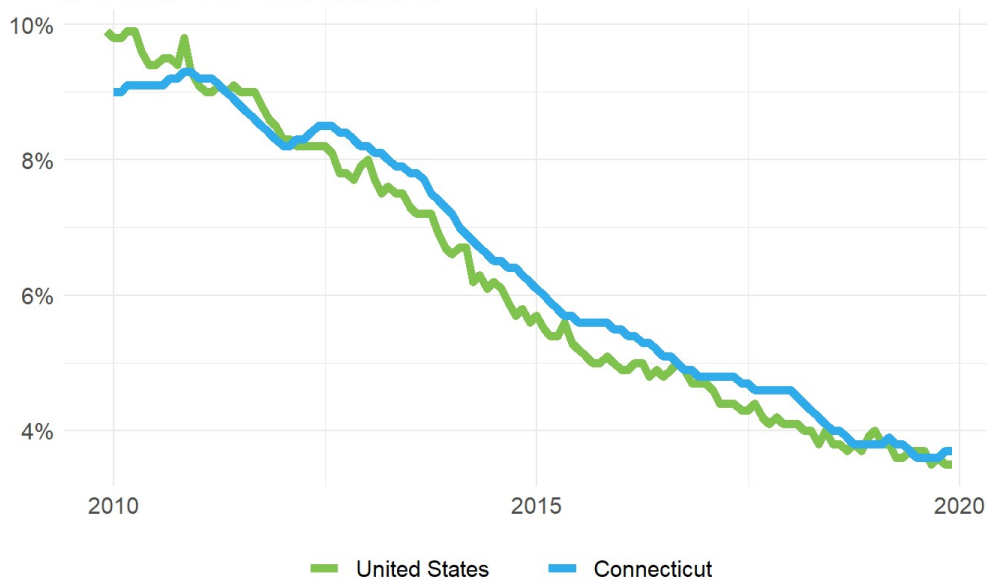
January 24, 2020

Summary

- **Connecticut added 100 net jobs and the unemployment rate remained unchanged at 3.7 percent in December**, according to Bureau of Labor Statistics (BLS) data released at 10:00am on January 24, 2020.
- **Over the past twelve months, Connecticut added 3,600 payroll jobs** and the unemployment rate fell by 0.1 percentage point from 3.8 percent.
- **In December, Connecticut's private sector added 300 net private payroll jobs** and over the past twelve months it added 5,500 private payroll jobs in the establishment survey.
- In the household survey, the number of **unemployed rose by 936 on net in December**, and over the past year employment rose by 8,374.
- Connecticut's **labor force participation rate rose to 66.8 percent** in December from 66.6. Since last year, the labor force participation rate rose by 0.2 percentage point.
- The national unemployment rate **remained unchanged in December**. State employment and unemployment data for January is scheduled for release March 16, 2020. The national employment situation report for January will be released February 07, 2020.

Connecticut and U.S. Unemployment Rates

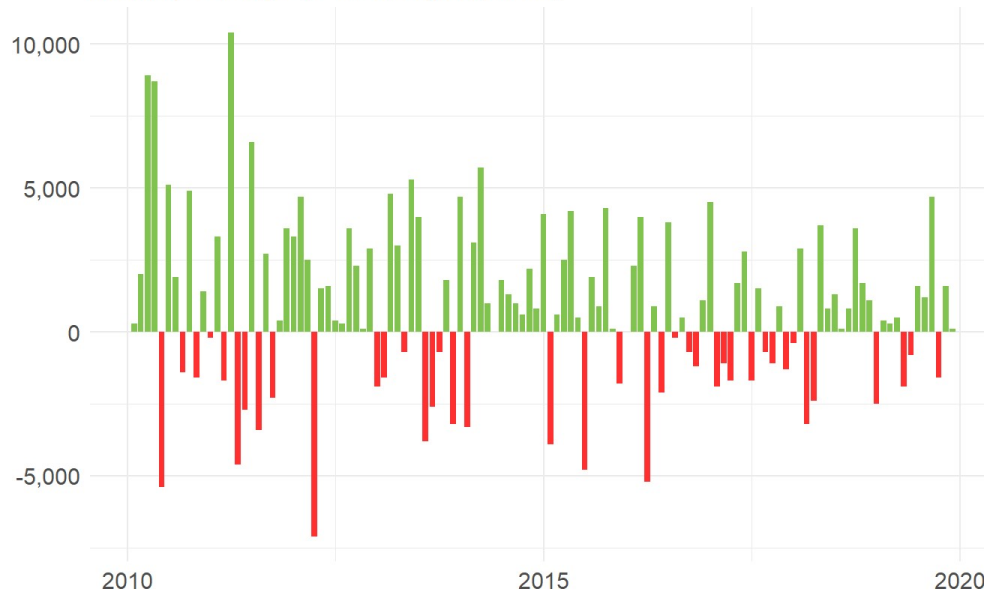
(Percent, Seasonally Adjusted)



Source: Bureau of Labor Statistics

Connecticut Payroll Employment

Connecticut Nonfarm Payroll Jobs Monthly Change (Seasonally Adjusted)



Source: Bureau of Labor Statistics

Connecticut added 100 net payroll jobs, or 0 percent, on a seasonally adjusted basis during December. In the prior month, Connecticut added 1,600 jobs. Over the past twelve months, Connecticut added 3,600 payroll jobs, or 0.2 percent. Connecticut nonfarm payroll employment had increased in 8 of the past 12 months.

Nationally, nonfarm payrolls rose by 145,000 in December, or rose by 0.1 percent. Over the 12-month period ending with December, nonfarm payrolls rose by 2,108,000 jobs, or 1.4 percent. Connecticut is tied for 42nd among the 50 states and the District of Columbia for percentage gain in nonfarm payroll employment over the past 12 months.

During December, Connecticut's private-sector added 300 jobs, or approximately 0 percent. The private-sector in Connecticut added 1,600 jobs in the prior month. Over the past twelve months, private-sector payrolls in Connecticut added 5,500, or 0.4 percent. Connecticut private-sector payroll employment has increased in 9 of the past 12 months.

Nationally, private-sector payroll jobs rose by 139,000 jobs in December, or 0.1 percent. Over the past 12 months, the national payroll rose by 1,947,000 jobs in the private sector, or rose by 1.5 percent. Connecticut ranks 41st among the 50 states and the District of Columbia for a percentage gain in private-sector payroll employment over the past 12 months.

Change in Connecticut Payroll Employment by Sector over Past 12 Months



Source: Bureau of Labor Statistics, seasonally adjusted

The best performing sectors on a seasonally adjusted basis during December were Professional and Business Services (1,400) and Education and Health Services (900). The poorest performing sectors during the month were Trade, Transportation, and Utilities (-1,100) and Leisure and Hospitality (-1,300).

The best performing sectors during the last twelve months were Education and Health Services (10,100) and Professional and Business Services (3,300). The poorest performing sectors during the last twelve months were Construction (-3,400) and Trade, Transportation, and Utilities (-4,500).

Connecticut Labor Force Statistics

Labor Force Participation

The labor force participation rate in Connecticut rose to 66.8 percent in December from 66.6 percent in the prior month. At a labor force participation rate of 66.8 percent, Connecticut ranks 14th in the nation. The labor force participation rate in Connecticut rose by 0.2 percentage point from a year earlier. The labor force participation rate is the percentage of the civilian noninstitutionalized population age 16 and older who are employed or actively looking for work.

The 10-year high for the labor force participation rate in Connecticut was 69 percent in March 2010. The series high for the labor force participation rate in Connecticut occurred in October 1991 when the labor force participation rate hit 71.9 percent. The 10-year low for the labor force participation rate was 65.2 percent, last occurring in October 2013. The series low for the labor force participation rate in Connecticut last occurred in March 1976 when the labor force participation rate hit 64 percent.

The national labor force participation rate remained steady at 63.2 percent in December. That rate rose by 0.2 percentage point from a year earlier. The all-time high for the national labor force participation rate was 67.3 percent in April 2000. The 10-year high for the national labor force participation rate was 65.2 percent in April 2010. The recent 10-year low occurred in September

2015 at a level of 62.4 percent. The series low for the national labor force participation rate was 58.1 percent in December 1954.

Employment-to-Population Ratio

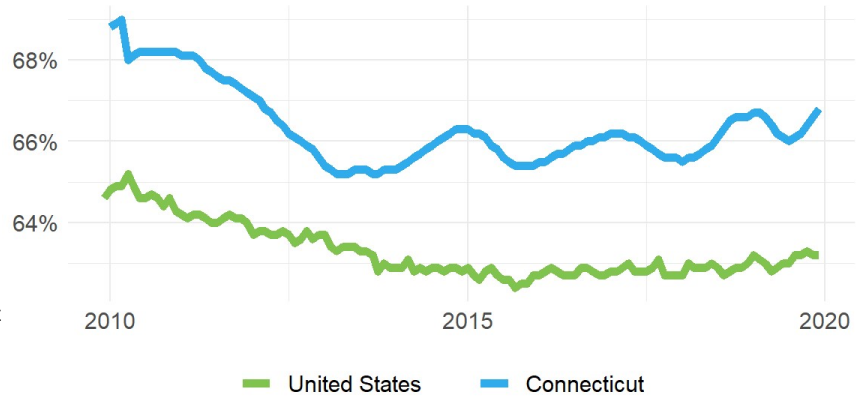
The employment-to-population ratio, or the percentage of the Connecticut civilian noninstitutionalized population 16 years and older counted as employed, in December rose to 64.3 from 64.2 percent in the prior month. At 64.3 percent, Connecticut ranks 15th among state employment-to-population ratios in the nation. The employment-to-population ratio in Connecticut rose by 0.3 percentage point from a year earlier.

The 10-year high for the employment-to-population ratio in Connecticut was 64.3 percent in December 2019. The series high for the employment-to-population ratio in Connecticut last occurred in December 1989 when the employment-to-population ratio hit 68.2 percent. The 10-year low for the employment-to-population ratio was 60 percent last occurring in May 2013. The series low for the employment-to-population ratio in Connecticut last occurred in March 1976 when the employment-to-population ratio hit 57.8 percent.

The national employment-to-population ratio remained steady at 61 percent in December. That rate rose by 0.4 percentage point from a year earlier.

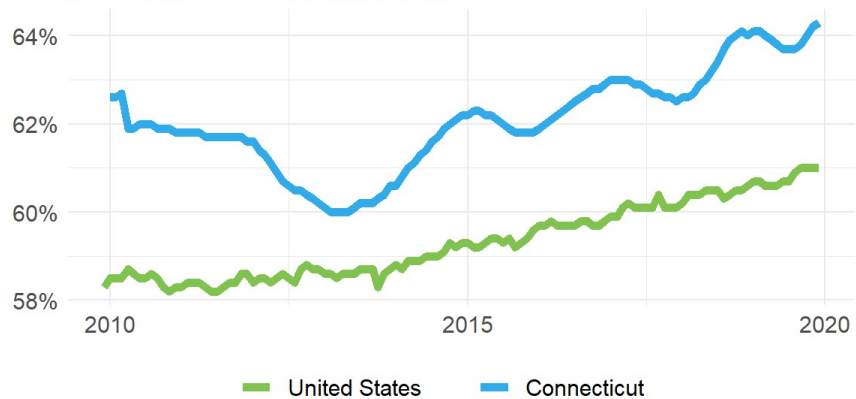
The all-time high for the national employment-to-population ratio was 64.7 percent in April 2000. The 10-year high for the national employment-to-population ratio was 61 percent in December 2019. The recent 10-year low occurred in July 2011 at a level of 58.2 percent. The series low for the employment-to-population ratio was 54.9 percent in October 1949.

Connecticut and U.S. Labor Force Participation Rates (Percent, Seasonally Adjusted)



Source: Bureau of Labor Statistics

Connecticut and U.S. Employment-to-Population Ratios (Percent, Seasonally Adjusted)



Source: Bureau of Labor Statistics